

Twenty-Five Chestnuts

Volume 1

**Some Oldies and Goodies for the
SCVFA Slow Jam**

**Collected and Printed by Sharon McCorkell,
SCVFA Slow Jam Facilitator
9/24/24**

With much gratitude to Pete Showman for his extensive work collecting and notating old-time tunes played over the years by the Santa Clara Valley Fiddlers Association. Many of his transcriptions appear in this collection. You can find his entire collection at showman.org/Tunes.

SCVFA Slow Jam List Revised 9/24/24

Angeline the Baker	D
Arkansas Traveler	D
Barlow Knife	G
Cluck Old Hen	A
Fly Around My Pretty Little Miss	D
Grasshopper Sitting on a Sweet Potato Vine	D
Jaybird	D
June Apple	D
Kitchen Girl	A
Liberty	D
Little Rabbit	A
Maggots in the Sheep's Hide	D
Mississippi Sawyer	D
New Five Cents	D
Old Joe Clark	A
Over the Waterfall	D
Planxty Fanny Power	G
Red-Haired Boy	A
Road to Lisdoonvarna	Em
Seneca Square Dance	G
Si Beag Si Mor (aka Sheebeg, Sheemore)	D
Soldier's Joy	D
South Wind	G
Spotted Pony	D
Whiskey Before Breakfast	D

Angeline the Baker

Old-Time

The musical score for "Angeline the Baker" is written in G major (one sharp) and 4/4 time. It consists of three staves of music. The first staff contains six measures with chords D, D, D, G, D, and D. The second staff starts at measure 7 and contains seven measures with chords D, G, D, D, D, D, and G. The third staff starts at measure 13 and contains five measures with chords D, D, D, G, and D. The piece concludes with a double bar line and repeat dots.

Arkansas Traveler

Mose Case, 1863

The musical score for "Arkansas Traveler" is presented in four staves, each with guitar chord diagrams above the notes. The key signature is D major (two sharps) and the time signature is common time (C).

- Staff 1:** Measures 1-4. Chords: D, D, A, A.
- Staff 2:** Measures 5-8. Chords: D, D, D, G, A, D.
- Staff 3:** Measures 9-12. Chords: D, G, D, A, D, D, A.
- Staff 4:** Measures 13-16. Chords: D, G, D, A, D, G, A, D.

Barlow Knife

Old-Time Trad

Musical notation for the first line of the piece. It consists of a single staff in treble clef with a key signature of one sharp (F#) and a time signature of 2/4. The melody is: G4 (quarter), A4 (quarter), B4 (quarter), A4-G4 (beamed eighth notes), F#4 (quarter), E4 (quarter), D4 (half). The chord sequence above the staff is: G, D, C, G, G, D, C, G.

Musical notation for the second line of the piece, starting at measure 9. It consists of a single staff in treble clef with a key signature of one sharp (F#) and a time signature of 2/4. The melody is: D4 (quarter), C4 (quarter), B3 (quarter), A3 (quarter), G3 (quarter), F#3 (quarter), E3 (quarter), D3 (half). The chord sequence above the staff is: C, G, C, G, C, G, D, G.

Musical notation for the third line of the piece, starting at measure 17. It consists of a single staff in treble clef with a key signature of one sharp (F#) and a time signature of 2/4. The melody is: D4 (quarter), C4 (quarter), B3 (quarter), A3 (quarter), G3 (quarter), F#3 (quarter), E3 (quarter), D3 (half). The chord sequence above the staff is: D, G, D, G, D, G, D, G.

Cluck Old Hen

Arr. by Sharon McCorkell

Musical notation for the first line of the piece. It is in G major (one sharp) and 4/4 time. The melody consists of quarter notes and eighth notes. Chords are indicated above the staff: A, G, A, G, A, G, Em, and A. The piece ends with a double bar line and repeat dots.

Musical notation for the second line of the piece, starting at measure 5. It is in G major and 4/4 time. The melody consists of quarter notes and eighth notes. Chords are indicated above the staff: Am, Am, G, Am, G, and Am. The piece ends with a double bar line and repeat dots.

Key: D

Fly Around My Pretty Little Miss

Traditional

♩ = 90

(Susannah Gal)

[A] Chorus and example verse





Fly a - round my pret - ty lit - tle miss, fly a - round my dai - sy,
Cheeks as red as a blo - om - in' _ rose, eyes of dark - est brown; I'm



Fly a - round my pret - ty lit - tle miss, you al - most drive me cra - zy.
going to see my pret - ty lit - tle miss, be - fore the sun goes down. _

[B] Instrumental:



Some more verses -- sing them as you like in the A part, more or less alternating with the chorus:

The higher up the cherry tree
the riper grows the cherry;
The more you hug and kiss the girls,
the sooner they will marry

Coffee grows on white oak trees,
the river flows with brandy
If I had my pretty little miss
I'd feed her sugar candy

I'll put my knapsack on my back,
my rifle on my shoulder
I'll march away to Mexico
and there I'll be a soldier

(Now I) reckon you think, my pretty little miss,
that I can't live without you
I'll let you know before I go, that
I don't care about you

Grasshopper Sittin' on a Sweet Potato Vine

Key: D
♩ = 90

Arr. Pete Showman

1 A D G D

5 D A D

9 B A D G D

13 A D A 1 D 2 D

Arr. and typeset in ABC Plus by Pete Showman, 8/29/2016 (rev. 1).

D Major
♩ = 90

Jaybird

Traditional, arr. Pete Showman

A

5

B

13

(to repeat)

Transcribed and arr. by Pete Showman 10/6/2015.

Piano

June Apple

Bluegrass

♩ = 208

The musical score is written on four staves in G major (one sharp) and 2/4 time. The tempo is marked as ♩ = 208. The melody consists of eighth-note patterns. Chords are indicated by letters A, G, and D above the staff. The score includes repeat signs and first/second endings.

Staff 1: Measures 1-4. Chords: A, A, G, G.

Staff 2: Measures 5-8. Chords: A, A, G, 1. A, 2. A.

Staff 3: Measures 9-12. Chords: A, A, G, D.

Staff 4: Measures 13-16. Chords: A, A, G, 1. A, 2. A.

A Mixolydian & A Dorian

The Kitchen Girl

♩ = 90

Traditional New England (arr. Pete Showman)

The musical score is written in treble clef with a key signature of one sharp (F#) and a common time signature (C). It consists of four staves of music. The first staff, labeled 'A', is in A Mixolydian mode and contains measures 1-4. The second staff, labeled '5', continues the A Mixolydian part with measures 5-8, including first and second endings. The third staff, labeled 'B', is in A Dorian mode and contains measures 9-12. The fourth staff, labeled '13', continues the A Dorian part with measures 13-16, also including first and second endings. Chord symbols are placed above the notes: A mix., A, G, A, E, A, G, A, G, E, 1 A, 2 A, B, A Dorian, Am, G, Am, Am, Am, E, 13 Am, G, Am, G, 1 Am, 2 Am.

Here the 'A' and 'B' parts are in different modes, Mixolydian and Dorian (C# in 'A', C natural in 'B'). The Fiddler's Fakebook has a variant with the 'B' part also written in Mixolydian, with C#s.

Arr. and typeset in ABC by Pete Showman 3/3/07; rev. 3: 3/25/13.

Key: D Major

♩ = 90

Liberty

(a basic version)

Traditional old-time

Arr. Pete Showman

Musical score for 'Liberty' (basic version) in D Major, 2/4 time. The score consists of four staves of music. The first staff begins with a repeat sign and a boxed 'A' above it. Chord symbols D, G, and A7 are placed above the notes. The second staff continues the melody with chords D, G, A7, and D. The third staff starts with a boxed 'B' and a repeat sign, with chords D and A7. The fourth staff continues with chords D, G, A7, and D. The piece ends with a double bar line and repeat dots.

Key: D Major

♩ = 90

Liberty

(a fancier version, mixed shuffle bowing)

Traditional

Arr. Pete Showman

Musical score for 'Liberty' (fancier version) in D Major, 2/4 time. The score consists of four staves of music. The first staff begins with a repeat sign and a boxed 'A' above it. Chord symbols D, G, and A7 are placed above the notes. The second staff continues the melody with chords D, G, A7, and D. It includes first and second endings for the D chord. The third staff starts with a boxed 'B' and a repeat sign, with chords D and A7. The fourth staff continues with chords D, G, A7, and D. It also includes first and second endings for the D chord, with the second ending marked '(to repeat)'. The piece ends with a double bar line and repeat dots.

The slurs shown are just "serving suggestions": one way of managing bow direction. The goal is to keep the bowing fairly regular without being too robotic, and to come out "even" at the end of each part (at least). Try other patterns to see what you like, and try varying both bowing and the extra notes as you repeat the tune.

Shuffle bowing is alternating a quarter note with two eighths.

The bow direction repeats after two patterns:

Diagram illustrating shuffle bowing patterns. The notation shows a sequence of notes: a quarter note followed by two eighth notes. Above the notes are boxes representing bow direction: 'V' for up-bow and 'v' for down-bow. The sequence is: V (quarter), v (eighth), V (eighth), v (quarter), V (quarter), v (eighth), V (eighth), v (quarter). The text "(etc.)" follows the sequence.

Arranged and typeset into ABC by Pete Showman 11/4/2005 (rev 3)

Pattern: (AA BB CC D_D_ EE) x3 (vocal on E part)

Key: A maj.

Little Rabbit

Traditional

♩ = 90

(aka Little Rabbit, Where's Your Mammy?)

Arr. Pete Showman

1 A A ** E A D 1 A 2 A
 *or up-triplet efg **or down-triplet agf
 6 B A E A E 1 A 2 A
 10 C A 1 (E) A 2 (E) A
 14 D A D A (D) A
 18 A D A E 1 A 2 A
 22 E A Lit - tle
 rab - bit where's your mam - my? Lit - tle
 rab - bit where's your mam - my? Lit - tle
 24 E 1 A 2 A *
 rab - bit where's your mam - my? Lit - tle (to repeat tune)
 rab - bit where's your mam - my?

2. She's_ died and gone to glor-y, she's_ died and gone to glor-y._
 She's_ died and gone to glor-y, she's_ died and gone to glor-y._

3. I_ hope some day to see her, I_ hope some day to see her._
 I_ hope some day to see her, I_ hope some day to see her._

This 5-part tune is reportedly a combination of two other "rabbit" tunes.

This arrangement is about how I play it, but many play the [B] part somewhat differently.

See the *Fiddler's Fakebook* and *The Phillips Collection* for other variations.

Arranged and typeset in ABC Plus by Pete Showman; rev. 1 (tune) 11/25/2017; rev. 2 (comments) 9/19/2018.

Maggots in the Sheep's Hide

Traditional
Arr. Pete Showman

$\text{♩} = 100$

5

9

13

There are a couple quite different versions floating around. Ann Whitesell taught a version similar to this one at our Monday-night old-time jam. Typeset in ABC by Pete Showman, based on John Chambers' version at abcnotation.com/tunePage?a=trillian.mit.edu/~jc/music/book/HillCountryTunes/HillCountryTunes/0198

Rev 1: 2/24/12

Key: D Maj.
♩ = 90

Mississippi Sawyer

Traditional,
Arr Pete Showman

5

9

13

(to repeat tune)

I've heard lots of variations on this tune; this is one way I play it, with a mix of shuffle bowing (e.g. meas. 1, 3 and 5) and individual eighth notes (e.g. meas. 6, 7 and 10). You can also play it an octave low for variety.

Arr. and typeset in ABC by Pete Showman 2/2006; r2 2/9/2014.

Key: D

♩ = 90

New Five Cents

Traditional

(Also called New Five Cent Piece and Buffalo Nickel*)

Arr. Pete Showman

* And *Ruffled Drawers*. There is an entirely different tune that's also called *Buffalo Nickel*.

Some borrowed lyrics that fit the melody (suggested at tunearch.org):

*I wisht I had a new five cents, wisht I had a dime,
I wisht I had a new five cents, to give that gal of mine.*

Arranged and typeset in ABC Plus by Pete Showman, 2004, 2006, 2016. This illustrates some variations I might use (e.g. in measures 5-6 vs. 1-2, and measure 10 vs. 9), though not usually all at once. But I pretty regularly play the pickups in the second 'B' differently than in the first 'B', as shown, so have written B2 out. You can find other settings in the *Phillips Collection of American Fiddle Tunes*, Gene Silberberg's *Tunes I Learned at the Tractor Tavern*, and on the Web.

The Buffalo Nickel (1913-1938)



The tune, or at least the name, is believed to commemorate the "new" Buffalo Nickel of 1913. We had another set of four new five-cent pieces in 2004-5 to commemorate the Lewis and Clark Expedition's centennial. In 2006 the nickel's design reverted to an update of the 1938 Jefferson/Montecello design, as mandated by Congress.

Rev. 3: 7/10/2016.

Old Joe Clark

Traditional

Musical notation for the first 13 measures of 'Old Joe Clark'. The key signature is two sharps (F# and C#) and the time signature is 2/4. Chord markings 'A' and 'G' are placed above the staff. Measure numbers 1, 5, 9, and 13 are indicated at the start of their respective lines.

A notriery version (to give ideas about possible ways to flesh the tune out):

Musical notation for a more ornate version of 'Old Joe Clark'. The key signature is two sharps (F# and C#) and the time signature is 2/4. Chord markings 'A' and 'G' are placed above the staff. Measure numbers 17, 21, 25, and 29 are indicated at the start of their respective lines.

Many people play this tune with G#s instead of the G naturals in this version, along with E chords instead of G chords. I happen to like the G sound better, but when playing with other musicians, it's a good idea to check on preferences & versions.

Over the Waterfall

Trad Amer Old-Time

Arr. by Sharon McCorkell

D

5 C 1. G 2. G

10 D (G) D A D (G)

15 D A 1. D 2. D

Note: Either A or A7 can be used in the key of D. If desired, the whole B part can be played with a D chord.

Planxty Fanny Power

Turloch O'Carolan

The musical score is written in G major (one sharp) and 3/4 time. It consists of six staves of music. Chord annotations are placed above the notes. The first staff (measures 1-6) has chords G, G, C, D, D, D. The second staff (measures 7-12) has chords D, D, G, G, C, D. The third staff (measures 13-17) has chords D, D, G, and a first ending (1. G) and second ending (2. G). The fourth staff (measures 18-22) has chords G, G, Em, Em, C. The fifth staff (measures 23-27) has chords C, D, D, G, C. The sixth staff (measures 28-33) has chords D, D, G, D, G, G. The score ends with a double bar line and repeat dots.

Key: A Mix.

Red Haired Boy / Little Beggarman

♩ = 80

(basic version, as a hornpipe)

Traditional Irish

Musical score for the basic version of Red Haired Boy / Little Beggarman. The score is in treble clef with a key signature of one sharp (F#) and a common time signature (C). It consists of four staves of music. The first staff starts with a repeat sign and a boxed 'A' above the first measure. Chords A, D, A, and G are indicated above the notes. The second staff begins at measure 5 and includes a boxed 'A' above the first measure, chords D and A**, and first/second endings. The third staff begins at measure 9 and includes a boxed 'B' above the first measure, chords G, D, A, and G. The fourth staff begins at measure 13 and includes a boxed 'A' above the first measure, chords D and A**, and first/second endings. The piece concludes with a repeat sign and the instruction '(to repeat tune)'.

** A variation for the next-to-last measures of the A and/or B parts:

A short musical variation consisting of two measures of music in treble clef with a key signature of one sharp (F#). The notes are G4, A4, B4, A4, G4, F#4, E4, D4.

The tempo for a hornpipe dance is fairly slow (lots of fancy footwork), and is played with a syncopated feel. Here the dotted rhythm is only written out in the first couple of measures to illustrate, but it extends throughout the tune. I like the hornpipe feel -- and the slower pace makes it easier to add ornaments (or to sing the words for Little Beggarman; for that, omit the A and B repeats and maybe play it in a lower key like D Mix.). But nowadays you'll often hear hornpipes played as if they were reels: fast, and with an even beat.

Key: A Mixolydian

Red-Haired Boy

Traditional Irish

♩ = 90

(fancier version, as a reel)

Musical score for the fancier version of Red-Haired Boy. The score is in treble clef with a key signature of one sharp (F#) and a common time signature (C). It consists of four staves of music. The first staff starts with a repeat sign and a boxed 'A' above the first measure. Chords A, D, A, and G are indicated above the notes. The second staff begins at measure 5 and includes a boxed 'A' above the first measure, chords D and A, and first/second endings. The third staff begins at measure 9 and includes a boxed 'B' above the first measure, chords G, D, A, and G. The fourth staff begins at measure 13 and includes a boxed 'A' above the first measure, chords D and A, and a final chord A. The piece concludes with a repeat sign.

Arranged and typeset in ABC by Pete Showman, Nov. 2005; rev 2: 9/19/2015

Road to Lisdoonvarna

E Dorian

Trad Irish

The musical score is written in E Dorian mode (one sharp, E major key signature) and 6/8 time. It consists of four staves of music, each with chord annotations above the notes. The first staff (measures 1-4) has chords Em, Em, D, and D. The second staff (measures 5-8) has chords Em, Em, D, and Em. The third staff (measures 9-12) has chords Em, G, A, and Em. The fourth staff (measures 13-16) has chords Em, G, A, and Em. The piece concludes with a double bar line and repeat dots.

From the Bob Wren World Music Ensemble collection. Transcribed by Sharon McCorkell.

Key: G

♩ = 90

Seneca Square Dance

(aka Waiting for the Federals)

Traditional

Arr. Pete Showman

1 **A** G (C) G
 5 G D 1 G 2 G
 9 **B** G C7
 13 C G D 1 G 2 G
 (to repeat tune)

This is pretty much how I play it. Arranged and typeset in ABC Plus by Pete Showman; rev. 1: 11/20/2017

Si Beag Si Mor

Turloch O'Carolan

The musical score for "Si Beag Si Mor" is written in treble clef, 3/4 time, and D major. It consists of four staves of music, each with guitar chords indicated above the notes. The first staff (measures 1-8) has chords: D, D, G, D, G, A, D, Bm. The second staff (measures 9-16) has chords: G, D, F#m, Bm, G, A, D, G, D. The third staff (measures 17-24) has chords: D, A, G, D, A, Bm, G, F#m. The fourth staff (measures 25-32) has chords: D, D, G, A, G, A, D, G, D. The piece concludes with a double bar line and repeat dots.

Soldier's Joy

arr by Sharon McCorkell



Scottish Trad

Simpler Version

D D D A D D D A7 D



"Notier" Version



Southwind

1. G D7 G C G

9 2. G C G G D7 C

20 G G D7 G

Key: D major
♩ = 90

Spotted Pony

Traditional

Musical score for "Spotted Pony" in D major, 4/4 time. The score is written in treble clef and consists of four staves. The first staff (measures 1-4) is labeled "A" and contains notes D, A, D, G, D, A. The second staff (measures 5-8) contains notes D, A, D, G, D and two first endings: "1 D A D" and "2 D A D", both with an asterisk. The third staff (measures 9-12) is labeled "B" and contains notes D, G, D, A. The fourth staff (measures 13-16) contains notes D, G, D and two first endings: "1 A D" and "2 A D", both with an asterisk. The piece ends with a repeat sign and the instruction "(to repeat)".

* The first and second endings of part A show a couple of possible variations.
The leading notes and slides leading into each line are also optional variations.
Try other variations too, e.g. measure 4 could be played as shown to the right.

4 (to repeat)

Arranged and typeset in ABC by Pete Showman 11/2014; rev2: 2/24/2015

Whiskey Before Breakfast

Old-Time

The musical score is written in D major (one sharp) and 4/4 time. It consists of four staves of music. The first staff (measures 1-4) has chords D, D, G, D, A. The second staff (measures 5-8) has chords D, D, G, D, A, D. The third staff (measures 9-12) has chords D, A, A, A. The fourth staff (measures 13-16) has chords D, A, G, D, G, D, A, D. The piece ends with a double bar line and repeat dots.